

# PMYS DR 8/11/14 SOCKET

Formerly known as SDR PMY Din Rail Socket for PMY & PMY-F



## TECHNICAL SPECIFICATIONS


TYPE	PMYS DR 8/11/14 PIN		
TERMINAL TYPE	Din Rail		
CONTACT CONFIGURATION	8 Pin	11 Pin	14 Pin
RATED CARRYING CURRENT (RESISTIVE) AT 24 VDC / 250 VAC	10 A		
BODY MATERIAL	High Electric Grade Bakelite		
CONTACT MATERIAL	Electrical Grade Phosphor Bronze Spring Action Tubular Contacts Electroplated		
TERMINALS	Brass Electroplated		
DI-ELECTRIC STRENGTH	2500 VAC		
MAXIMUM TIGHTENING TORQUE	0.6 Nm		
INSULATION RESISTANCE AT 500 VDC AT 27°C & + 65% RH	500MΩ		
AMBIENT TEMPERATURE	-25°C To + 55°C		
ALL DIMENSIONS ARE IN mm (W x L x H)	22.5 X 68.0 (+2.8) X 29.7 (8 Pin)	29.0 X 71.3 (+3.4) X 31.5 (11 Pin)	29.5 X 68.0 (+2.8) X 29.7 (14 Pin)
WEIGHT IN GRAMS	30 gms	45.5 gms	45.5 gms
MOUNTING	Din Rail & Screw		



## APPLICATIONS

- Ideal Substitute for Costly Relays & Contractors having Front Screw Terminals For Plug in Module & Instrument

## ORDERING CODE FOR RELAY



### NOTE:-

- 1) Recommended for PMY series relays for Din Rail Mount.
- 2) All Specification / Dimensions subject to Tolerance.
- 3) Any Techno commercial changes is / are prerogative of manufacturer / management of the company which can be done without any notice.



+91 22 25106104/05



+91 7045459530

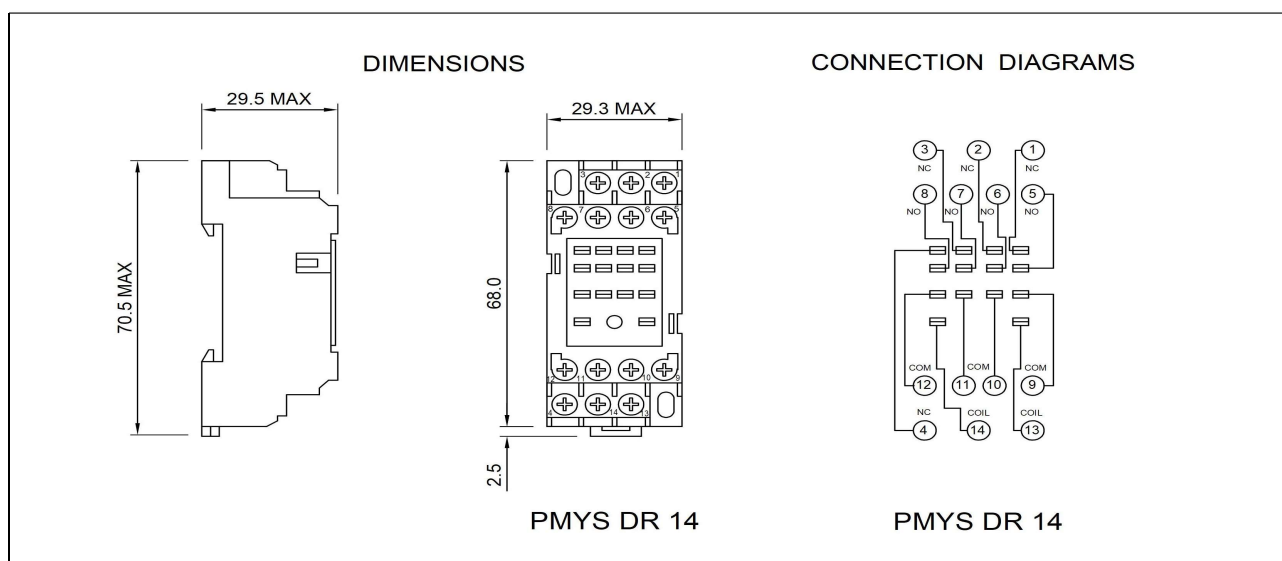
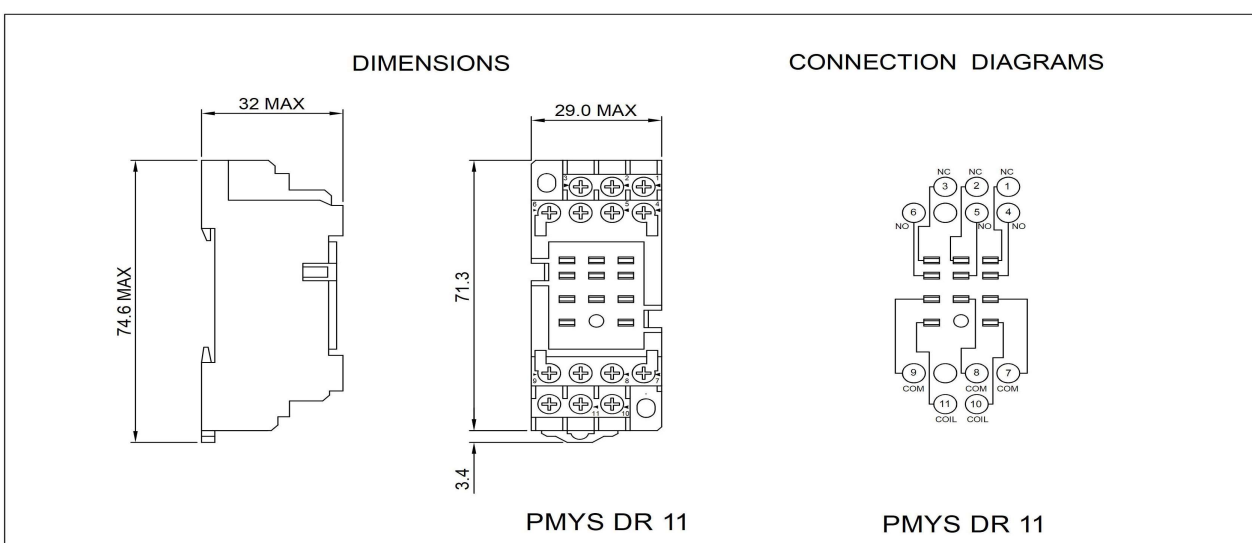
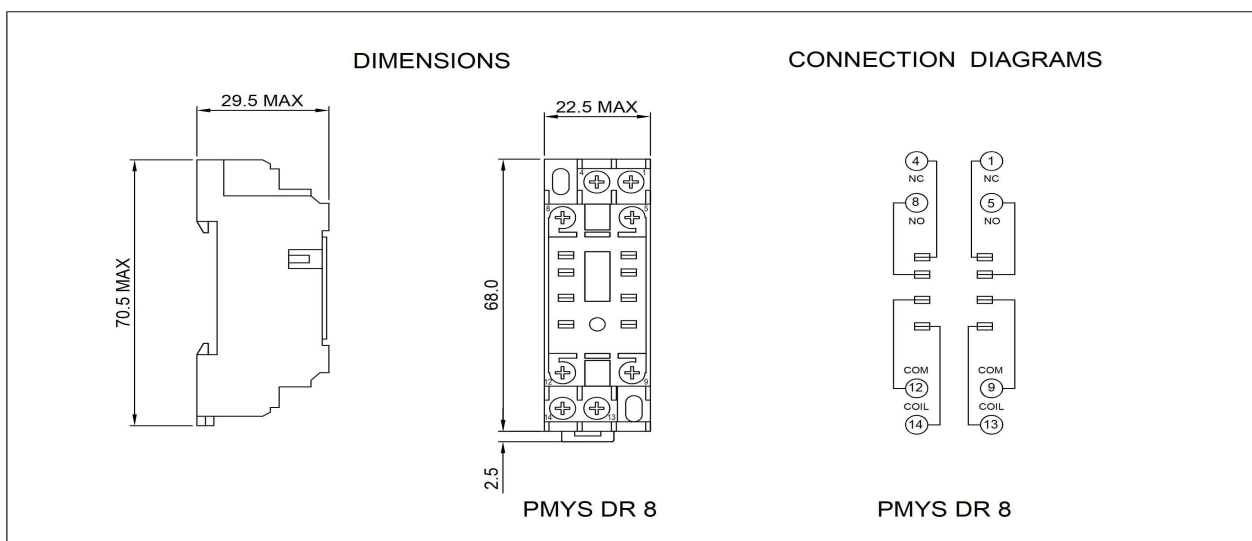


sales@plarelays.com



www.plarelays.com

## DIMENSIONS



**NOTE :-** 1) In case no tolerance shown in outline dimensions : Outline dimension 1mm, tolerance should be  $\pm 0.2\text{mm}$   
Outline dimension 1mm and 5mm, tolerance should be  $\pm 0.3\text{mm}$  Outline dimension 5mm tolerance should be  $\pm 0.4\text{mm}$   
2) The tolerance without indicating for PCB layout is always  $\pm 0.2\text{mm}$



+91 22 25106104/05



+91 7045459530



sales@plarelays.com



www.plarelays.com